

Applications

- New residential construction.
- Window replacement and renovation.
- Low-rise building.

Specifications

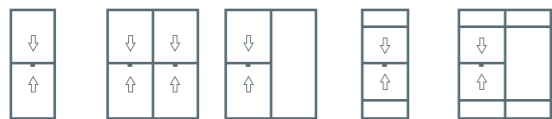
- Maximum Sash Height: 1090mm
 - Maximum Sash Width: 1000mm
 - Maximum Single Glazed Thickness: 10.5mm
 - Maximum Double Glazed Thickness: 18mm
 - Maximum Sash Weight: 20kg
- *subject to site conditions

Options


- Choice of screening options with superior mesh solutions.
- Security or flyscreens securely fitted within the frame width.
- Integrated sidelights, highlights and lowlights.

Configurations

Your Carinya Dealer can offer the typical standard configurations below, as well as custom options to suit your requirements:



Experience the Carinya Collection
www.carinyawindows.com.au



YOUR LOCAL CARINYA DEALER

carinya
RESIDENTIAL
WINDOWS AND DOORS

alspec
ALUMINIUM SYSTEMS
SPECIALISTS

BAL40
TESTED AND COMPLIANT

KidScreen
WINDOW FALL PREVENTION
APPROVED

AWA
AUSTRALIAN
WINDOW ASSOCIATION

WINDOW
ENERGY PARTNER

DOUBLE HUNG WINDOW

The Select Range

carinya
RESIDENTIAL
WINDOWS AND DOORS



STREAMLINED HARDWARE

The Carinya Select Double Hung Window has been designed with matching stylish hardware, with the option for a lockable or non-lockable handle.

CARINYA CLEARLY BETTER

The Carinya Select Double Hung Window is a unique combination of form and function not previously available in the residential category.

Besides a modern designer look, the Carinya Select double hung window is packed with a multitude of performance features, many of which are simply not available in competing products.

With a generous 92mm frame width this double hung is perfect for large openings up to 2.2 metres tall and 1 metre wide.

Cleaning is a breeze. If required, both top and bottom sashes (or panels) can be removed thanks to special take out clips and a unique heavy duty sash balance system.

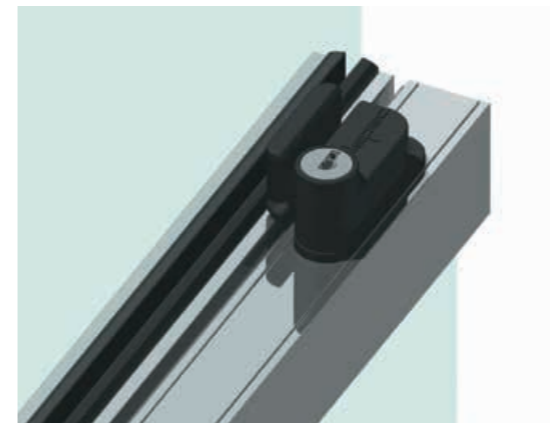
The Carinya attention to detail includes bump stops to prevent frame damage, end caps to conceal sharp corners, as well as internal and external weather flaps that hide drainage slots and minimise insect intrusion. Full perimeter weather piles reduce air infiltration and improve acoustic performance.

The Carinya Select double hung sits perfectly and seamlessly with the complete range of possible adjoining window and door options including overlights, sidelights and lowlights courtesy of the Carinya suite of couplers.

The entire Carinya Collection has been fully tested to meet or exceed Australian Standards AS2047, AS1170, AS1191 and AS3959.

Why Carinya is better

- ✓ Commercial design pedigree.
- ✓ Suitable for all glass thicknesses from 4mm through to 10.5mm.
- ✓ Suitable for double glazing with up to 18mm insulated glass units.
- ✓ The sashes are simple for the homeowner to remove for ease of cleaning.
- ✓ Unique heavy duty sash balance system.
- ✓ Infills, end caps and weather seal guard against air, water, grit and insect penetration and increase acoustic performance.
- ✓ Screening system option is concealed within the frame for a sleek designer look.
- ✓ Bevelled sashes further add to the designer look.
- ✓ A robust box transom adds to the visual appeal in a multi window setting.
- ✓ Fully tested and certified to bushfire conditions up to BAL40.
- ✓ Fully tested and certified to high acoustic requirements.
- ✓ The only residential double hung window designed by a market leader in commercial doors and windows.



ALSPEC double hung latch with optional colours.



Easy take out clips on side jambs for removal of sash.

All Carinya double hung window sashes feature corner blocks in all four corners of the sashes. These blocks make the sash more rigid, reducing twist and movement. This reduction in movement increases the performance of the window by reducing opportunities for air, water and dust infiltration.

The balance system for the Carinya Select window is designed and manufactured for large and heavy windows. The balance features a unique "block and tackle" design that caters for heavy weights and will provide smooth operation of even large windows. As the balances are engineered for specific sizes and weights of windows, they require no adjusting during or after installation so as to provide long service for many years to come.

The innovative design of these balances means that they travel up and down with the windows and so are not visible at any time. This design also means that both top and bottom sashes can be easily removed to allow easy cleaning of the window from inside the house.

*Carinya windows and doors:
Commercially-bred. Clearly better.*



Our Carinya Dealers are pleased to offer a solution for multiple keys for your doors and windows. It is possible to have 1 key for your front door, sliding door, french door, bi-fold door, sliding window, awning winder, double hung window and security door.

**With Carinya's Master Key
there's less keys... and less fuss!**